

**Coffee System**  
**Coffee Grinder with Hopper, 1,4 kg,**  
**black**

ITEM # \_\_\_\_\_

MODEL # \_\_\_\_\_

NAME # \_\_\_\_\_

SIS # \_\_\_\_\_

AIA # \_\_\_\_\_



600659 (E875B)

Single Portion Grinder with one 1,4 kg hopper (grind types: Turkish, Espresso, Fine, Auto Drip, Drip, Percolator, Coarse)

### Short Form Specification

Item No. \_\_\_\_\_

Coffee grinder 1,4kg with hopper, black color. Stainless steel tray and front panel. Fast grind time, suitable for various types of coffee, the bean flows without blocking. Separate start and stop button and easy-to-use controls.

### Main Features

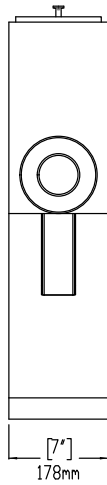
- Easy-to-Follow instructions.
- Fast grind time.
- Steep slope hopper promotes a bean flow without blocking.
- Ideal for all self-service applications, including grocery stores and specialty shops.
- Turkish to coarse grind selection.
- Grind types: Turkish, Espresso, Fine, Auto Drip, Drip, Percolator, Coarse.
- How to Operate:
  - 1. Turn the selector knob to the desired grind setting.
  - 2. Fill the hopper with the desired type and amount of whole bean coffee. Close the lid.
  - 3. Place the bag underneath the spout.
  - 4. Press the start button.
  - 5. Press the stop button after the grinder has completed grinding.
  - 6. Remove bag from coffee spout once coffee is ground.

### Construction

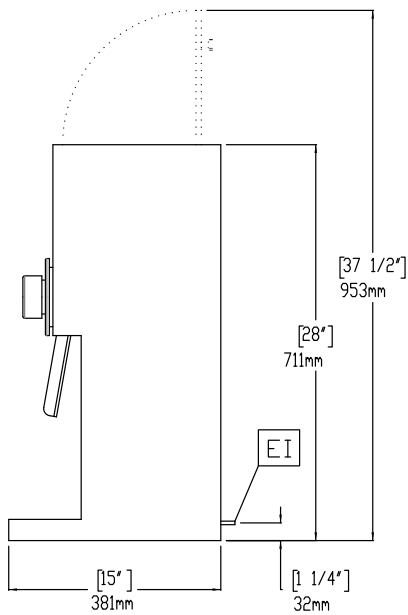
- Powerful motor with circuit breaker.
- Separate start/stop push buttons.
- Precision burrs.
- Stainless steel tidy tray with pull out drawer.
- Stainless steel front panel.
- Space saving design - 18cm wide.

APPROVAL: \_\_\_\_\_

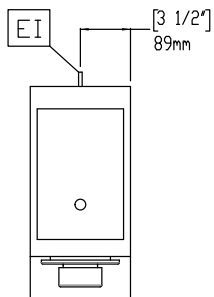
Front



Side



Top



### Electric

Supply voltage:

600659 (E875B)

220-240 V/1N ph/50/60 Hz

Electrical power max.:

1.8 kW

### Key Information:

External dimensions, Width: 178 mm

External dimensions, Depth: 381 mm

External dimensions, Height: 711 mm

Net weight: 20 kg

Shipping weight: 25.7 kg

Shipping height: 813 mm

Shipping width: 273 mm

Shipping depth: 495 mm

 Shipping volume: 0.11 m<sup>3</sup>